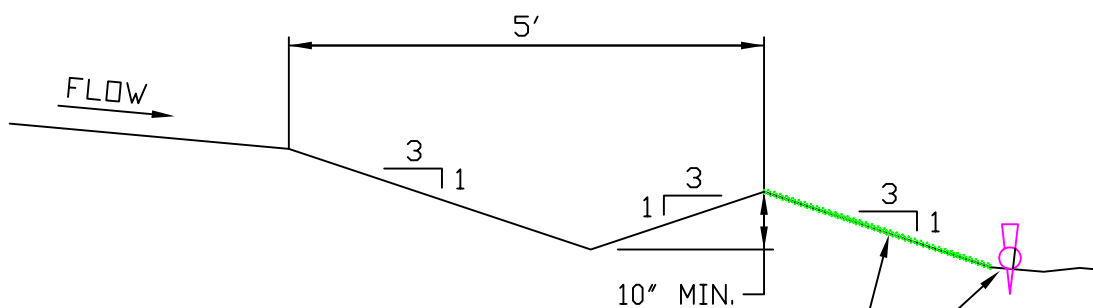
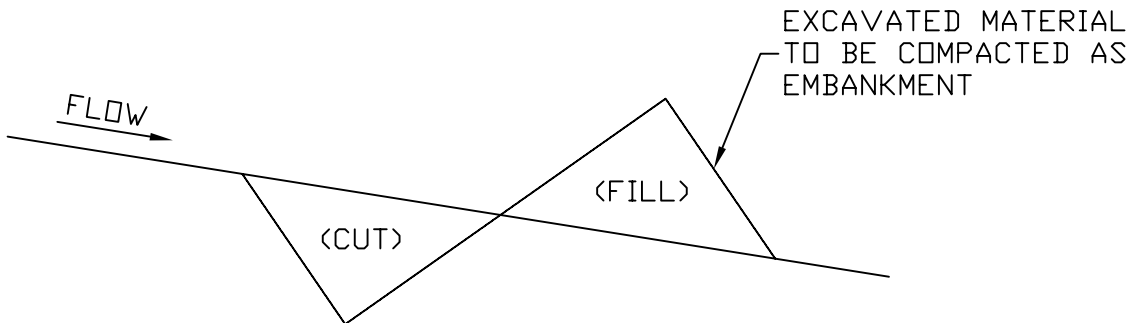


DD

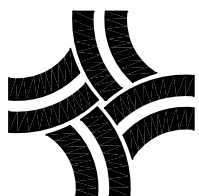


PLACE SEED AND MULCH OR
LINEAR BMP (SILT FENCE,
SEDIMENT CONTROL LOG, ETC.)
ON DOWNSTREAM SLOPE OF SWALE

NOTES:

1. CHECK DAMS OR EROSION CONTROL BLANKETS MAY BE REQUIRED IF VELOCITY BEGINS TO ERODE DITCH/ SWALE.
2. DIVERSION DITCHES/ SWALES SHALL BE DISCHARGED TO SEDIMENT TRAPS OR BASINS WHICH HAVE BEEN SIZED APPROPRIATELY.
3. IF SEDIMENT BEGINS TO COLLECT IN THE SWALE, THE SEDIMENT SHALL BE REMOVED WHEN IT REACHES 1/3 THE HEIGHT OF THE SWALE.

N.T.S.



CITY OF THORNTON, COLORADO
STANDARDS & SPECIFICATIONS

DIVERSION DITCH/ SWALE

ISSUED: NOV 08

REVISED:

DRAWING NO.

400-67