

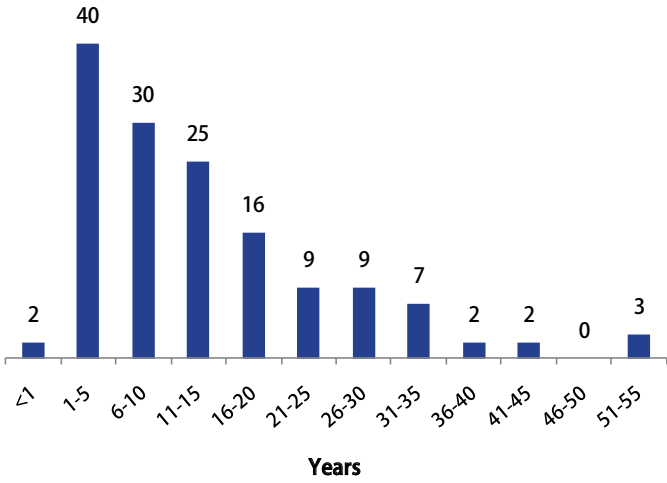
RESIDENTIAL SURVEY RESULTS

This report summarizes a survey inquiring about residential conditions and perceptions that was available online at www.cityofthornton.net/revitalize during the month of October 2010. A paper copy of the survey was mailed to 4 individuals and 152 persons responded to the survey online.



1 GENERAL INFORMATION

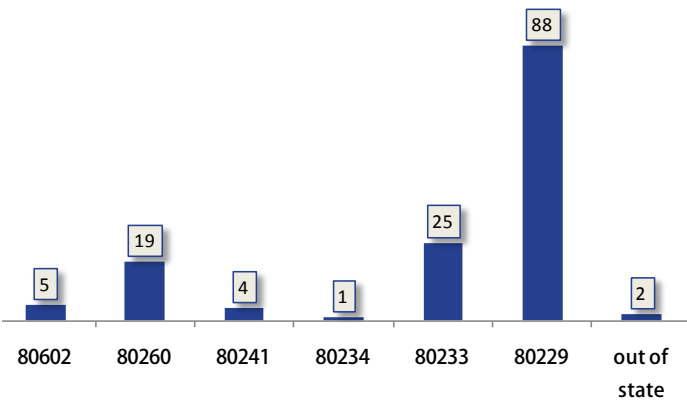
1. How many years have you lived in your current home?



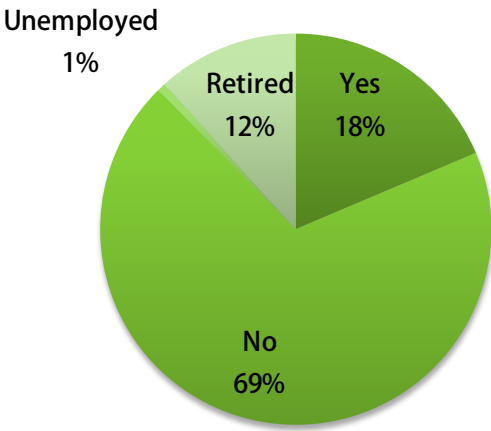
2. What subdivision of Thornton (or neighborhood) do you live in?

Original Thornton	16	13%
Woodglenn	8	6%
Grange Creek	6	5%
Hillcrest	6	5%
Kentfield	5	4%
Remington	5	4%
Riverdale Heights	4	3%
Harvest Ridge	3	2%
Sherwood Hills	3	2%
Lambertson Lakes	2	2%
North Star Hills	2	2%
Park North Townhomes	2	2%
Parkside South	2	2%
Rancho Viejo	2	2%
South	2	2%
South Thornton	2	2%
Wyndemere	2	2%
Other	54	43%

3. What is your zip code?

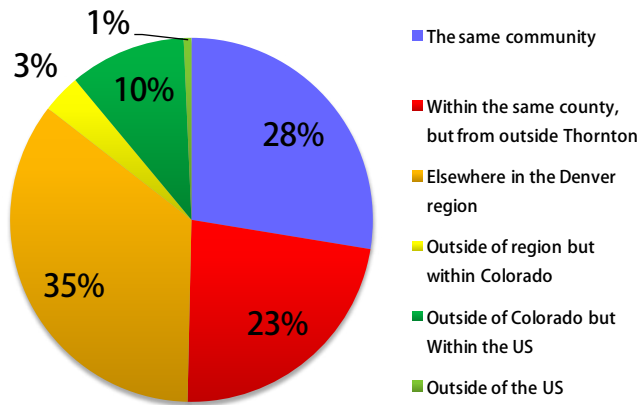


4. Do you currently work in Thornton?



APPENDIX C

5. When you moved into this home, you moved from?

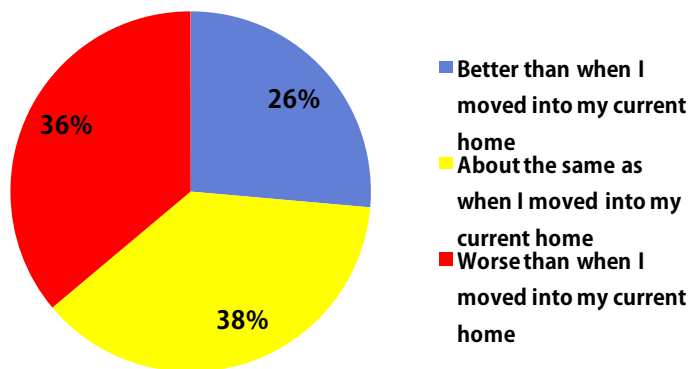


6. Why did you move into your current home?

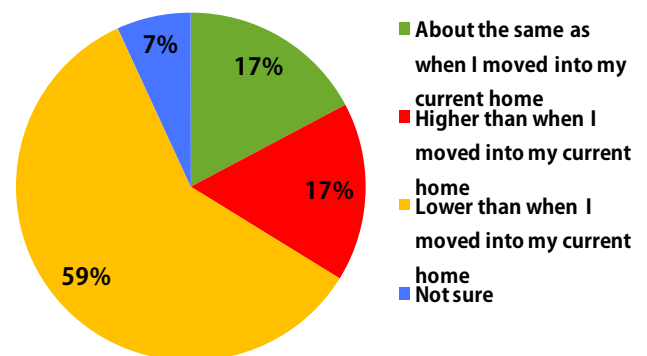
Response	Count	% of Total
Larger home	45	25%
Other	31	17%
Job Change	25	14%
More attractive cost of living	18	10%
Increased community quality	17	9%
New community was a better fit for my family	17	9%
Family change	12	7%
Better school quality	5	3%
Current home demands less maintenance than home in previous location	5	3%
The home I always wanted came on the market	4	2%
Smaller home	3	2%
Total	182	100%

PERCEPTIONS

7. In terms of quality of life, I perceive Thornton to be

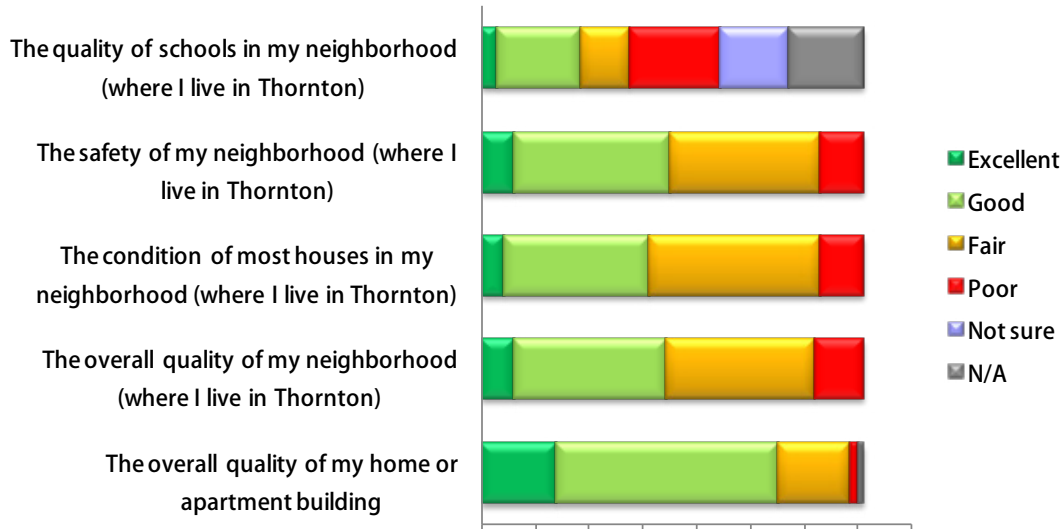


8. In terms of real estate values, my sense is that Thornton's values are overall



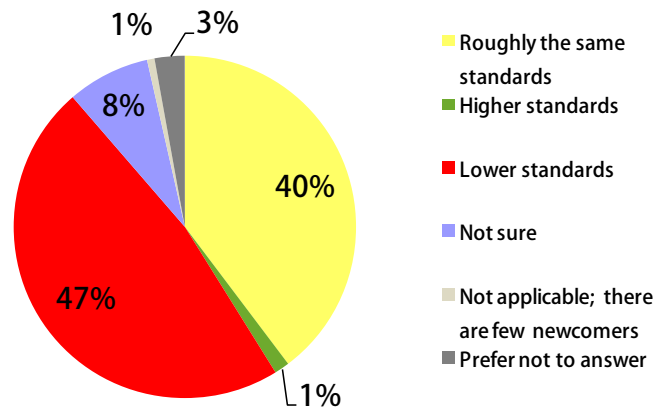
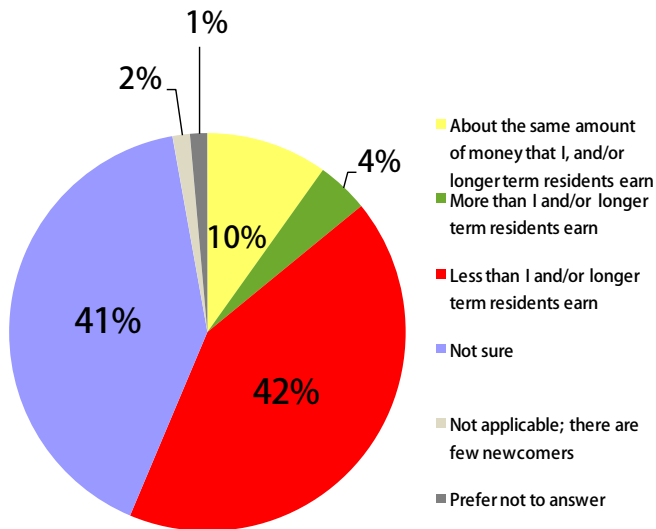
COMMUNITY RATING AND EXPECTATIONS

9. Please rate the current quality of the following aspects of life in your community by placing a check mark in the appropriate box.



10. The people currently moving into my neighborhood and the surrounding area seem to be earning

11. Compared to my property maintenance standards, the people currently moving into my neighborhood and surrounding area seem to have



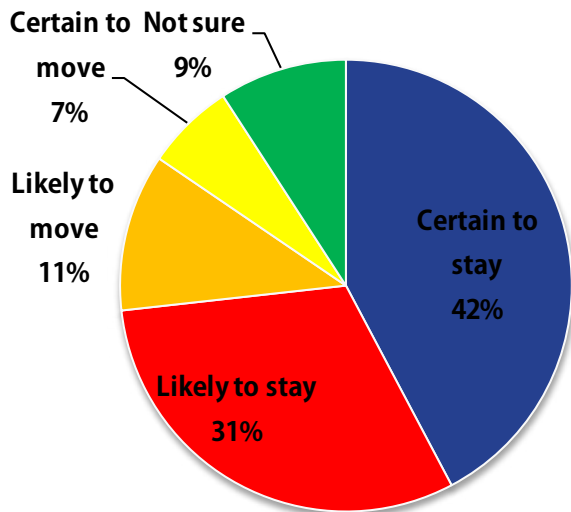
APPENDIX C

12. In terms of a long-term investment (5+ years), I view buying property in my neighborhood as a

Category	Count	% of total
Very good investment	13	9%
Somewhat good investment	57	40%
Somewhat poor investment	40	28%
Very poor investment	15	10%
Not sure	17	12%
Prefer not to answer	1	1%
Total	143	100%

MOBILITY DECISIONS

13. Which of the following best describes how likely you are to stay in your current home for the next two years?



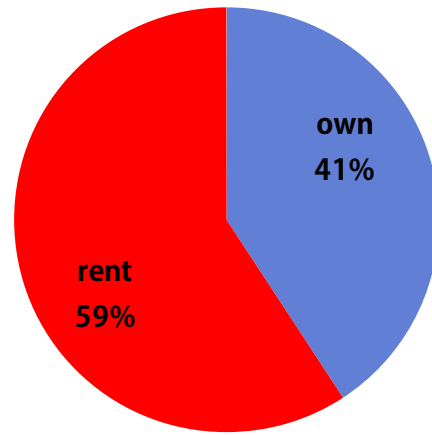
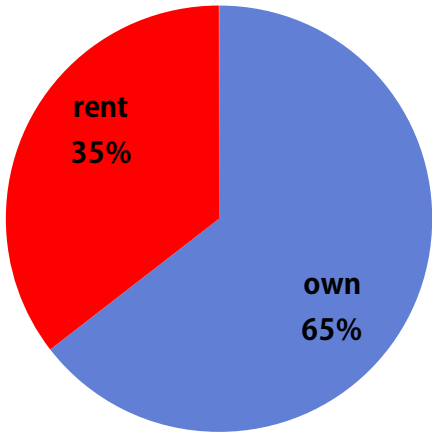
14. What is the primary reason you expect to leave your current home in the next two years?

Low response rate (17%)

- Mortgage/rent payments are too high
- Foreclosure Pending
- Cost of living in area is too high
- Taxes on my property/real estate are too high
- Schools are low-quality 6
- Lack of city services 1
- Leaving the state
- Size of home is too small 3
- Size of home is too large 3
- Home is too much to maintain
- Retirement 1
- Job change
- Family change (divorce, marriage, other)
- There is a decreasing quality of community 6
- I am satisfied with my home and community, but may have to leave due to circumstances of family members/ others unrelated to me 1
- Prefer not to answer 3
- Other 1

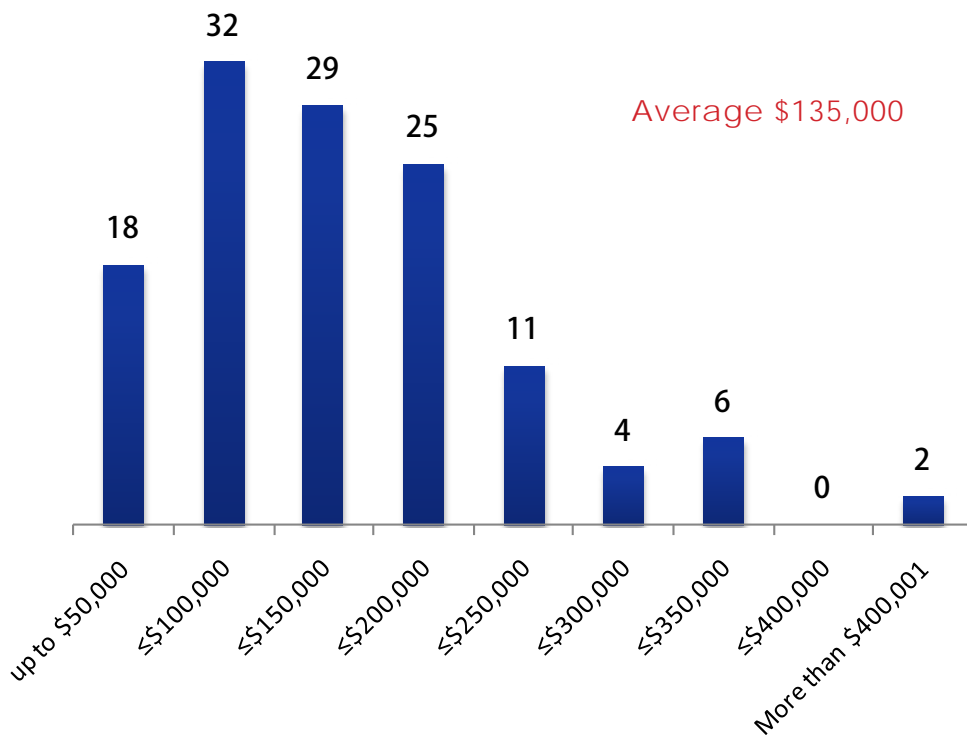
15. Do you own your home or rent?

16. Did you rent or own your previous home?



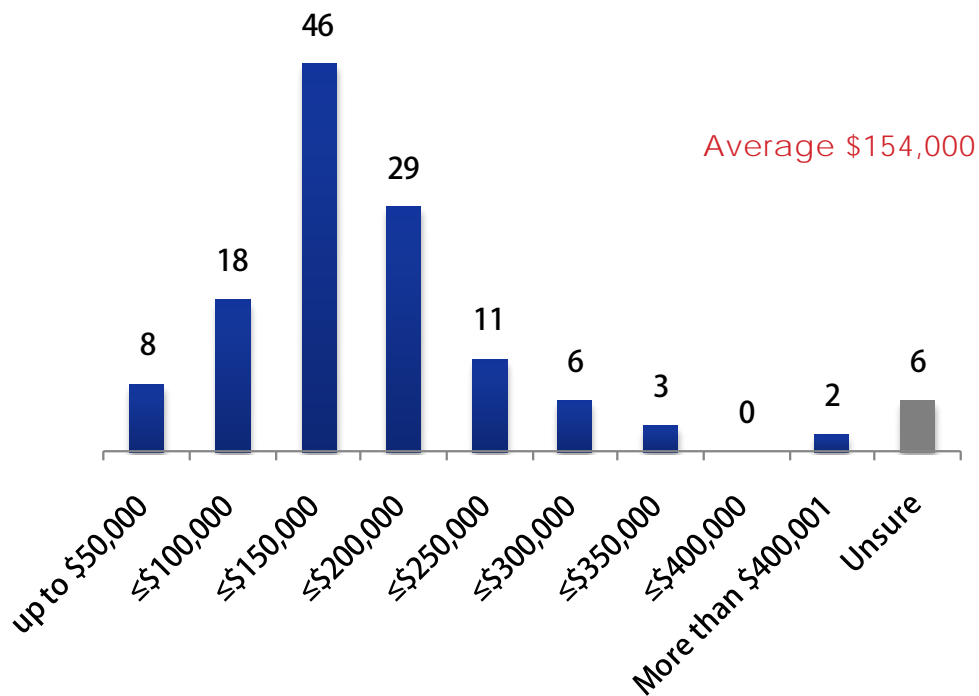
HOMEOWNERS

17. Approximately how much did you purchase your current home for? (if possible, approximate to the nearest \$1,000)

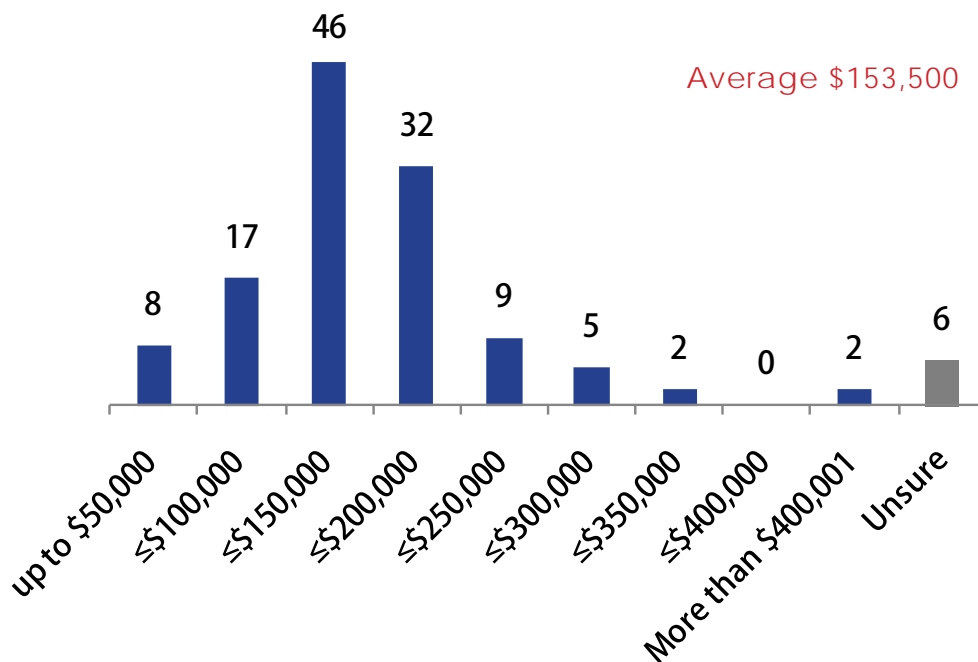


APPENDIX C

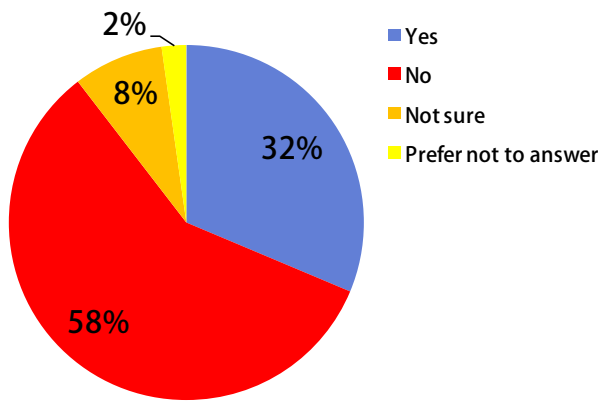
18. Approximately how much do you estimate your home could sell for if placed on the real estate market today?



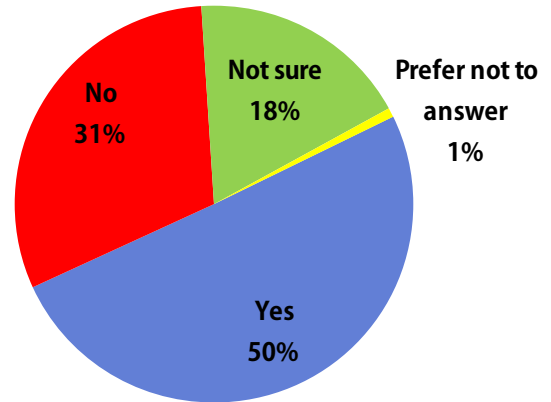
19. Approximately how much do you think the typical home in your current subdivision is worth today? (if possible, approximate to the nearest \$1,000)



20. Do you owe more on your mortgage than you could sell your home for today?



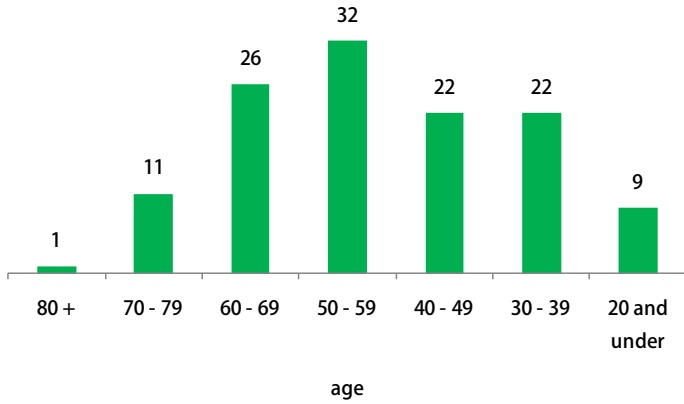
21. If you wanted to upgrade your home either in terms of amenities, size, or location, could you afford to buy or rent in the same county in which you live?



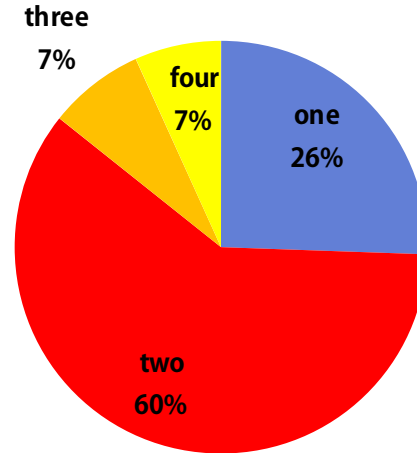
Questions 22 - 25 asked about moving someplace else within Thornton. Do to the lengthy nature of fill-in responses, variability of responses, and personal nature of some responses, these questions were not summarized in this report.

SOCIO-ECONOMIC INFORMATION (OPTIONAL)

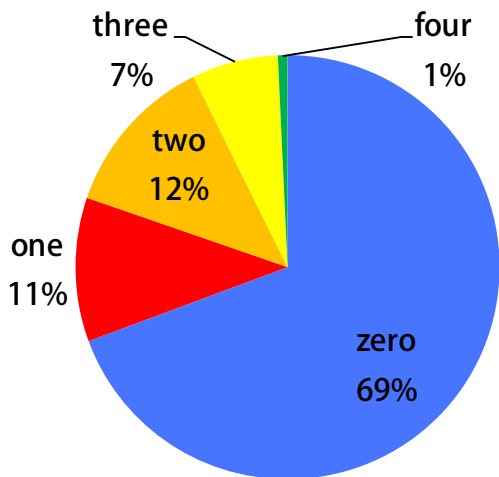
26. In what year were you born? – Age was calculated to display results



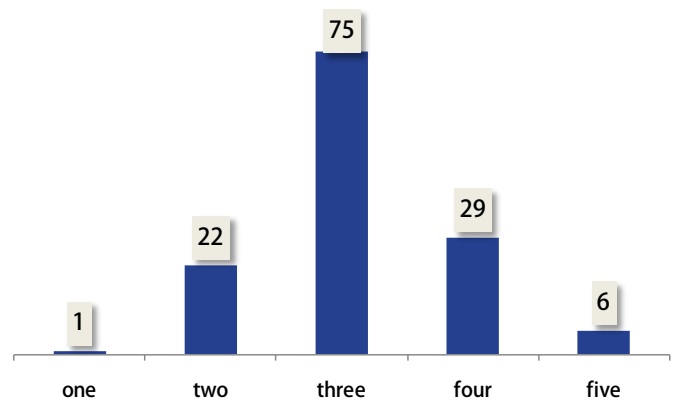
27. How many adults (individuals aged 18 or over) live in your household, including yourself?



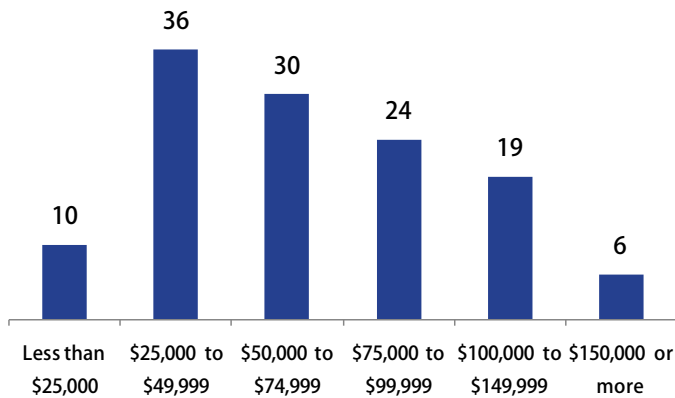
28. How many individuals under the age of 18 live in your household?



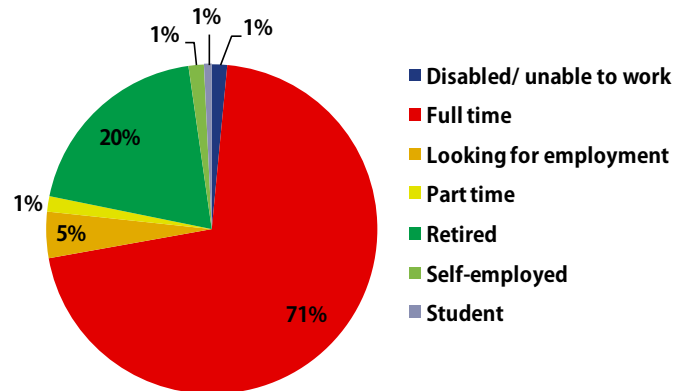
29. How many bedrooms are in your house?



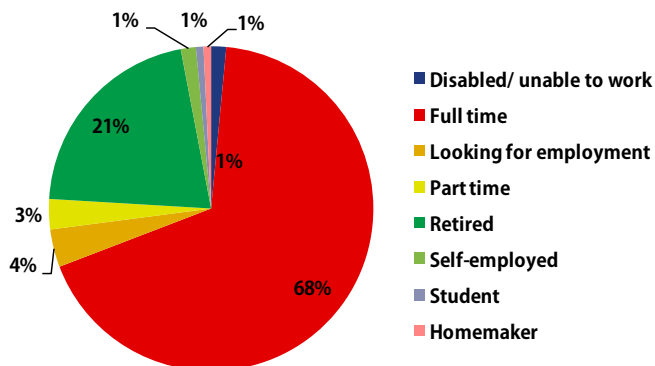
30. What is your household income before taxes?



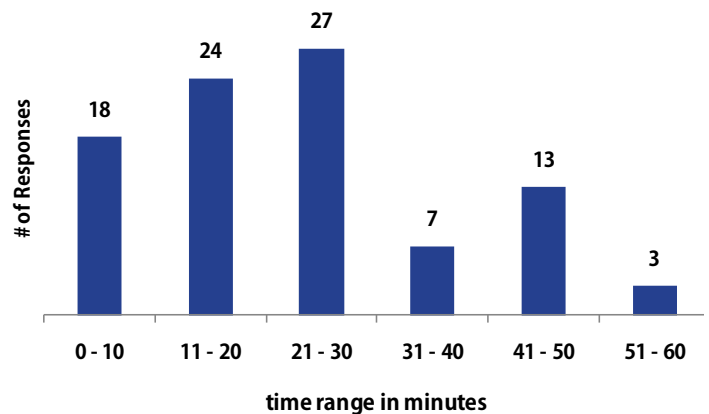
31. What best describes the work status of the primary earner in your household?



32. What best describes the work status of the home owner in your household?

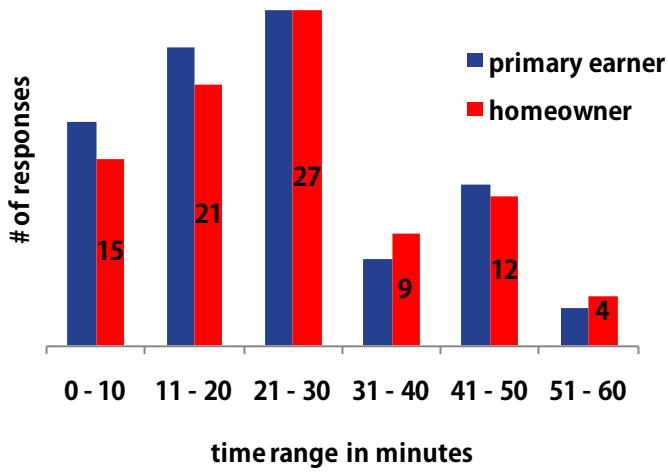


33. What is the average one-way commute time to work in minutes of the primary earner in your household?

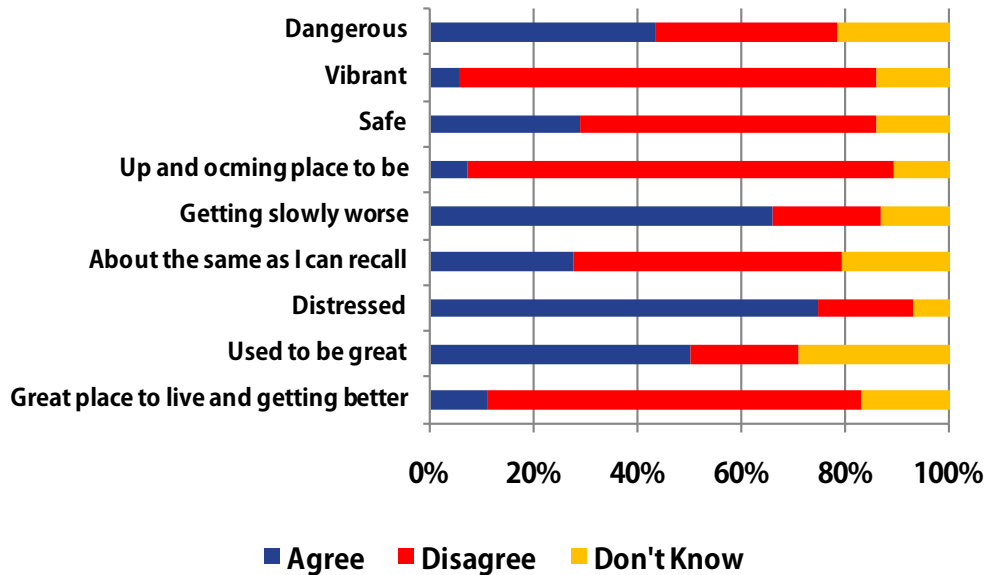


APPENDIX C

34. What is the average one-way commute time to work in minutes of the home owner in your household?

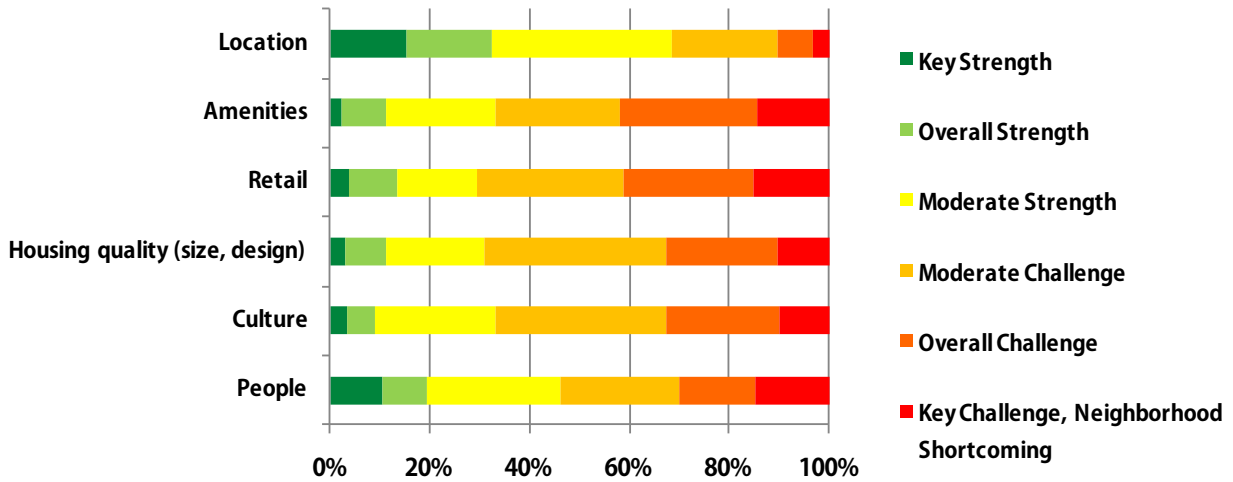


35. When you think of south Thornton, how much do you agree with the following statements? Please place a check mark in the appropriate box.

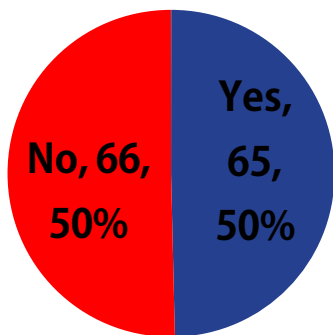


SOUTH THORNTON

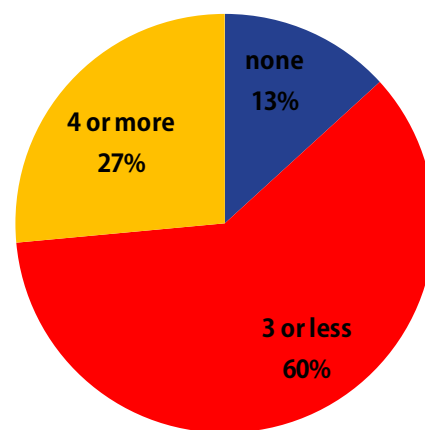
36. Please rank the following as strengths or challenges in the south Thornton Area. Please place a check mark in the appropriate box.



37. Do you live south of Thornton Parkway?

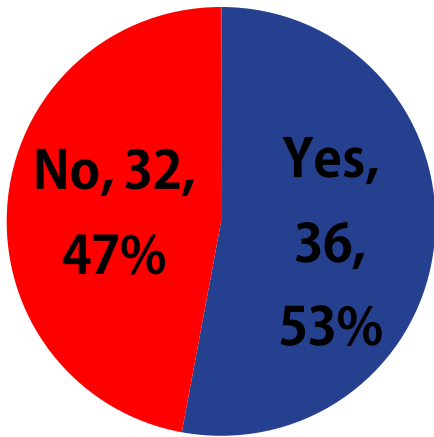


38. How many families on your street or in your building do you regard as friends where you would watch each others' homes if one family is on vacation, borrow a cup of sugar, pick up their mail or occasionally socialize?

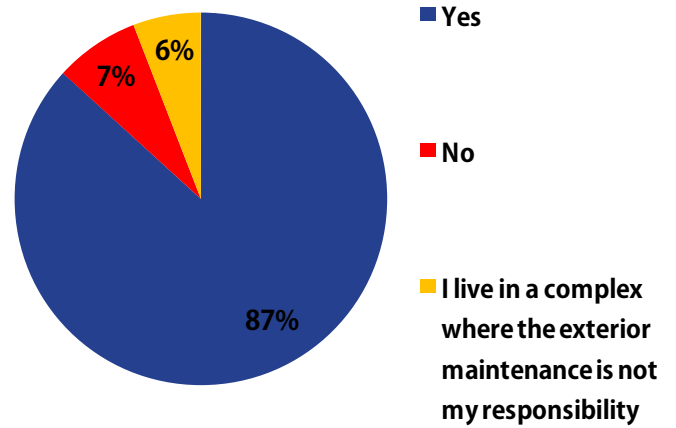


APPENDIX C

39. Are you comfortable walking around at night in your neighborhood?



40. Do you demonstrate a high level of being house proud when it comes to taking care of your home's exterior appearance?



41. Compared to you, how do your neighbors in south Thornton rank when it comes to taking care of their home's exterior appearance?

